







مطابقة الألوان الأساسية



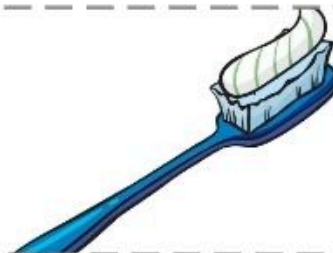
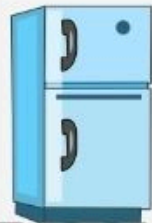
A large dashed-line grid for a color matching activity. The grid is divided into several sections. The top section contains a yellow sun. The middle section contains a red flower. The bottom section contains a 3x4 grid of empty boxes. To the left of the grid are several small images: a glass of orange juice, a yellow bell pepper, a slice of cheese, a red butterfly, a red car, and a slice of watermelon.























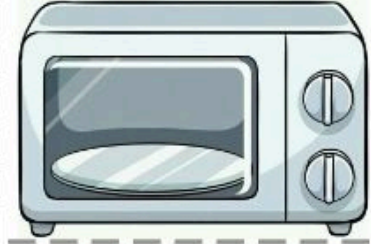
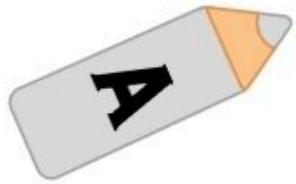


































مطابقة الألوان الأساسية

طريقة الاستخدام

طباعة الأوراق و تغليفها حراريا

إبقاء الأوراق المفرغة بدون قص
و وضع لواصلق عليها

قص باقي الأوراق لقطع صغيرة
لاستخدامها
في المطابقة

سؤال الطفل مالون ؟

الطفل يطابق الصورة في المكان المناسب



WWW.MAHARAT_RT.COM